

Medicaid Section 1115 SUD Demonstration Report - Metrics reporting

State Utah
Demonstration Name SUD
Demonstration Year (DY) DY4
Calendar Dates for DY 07/01/2020 - 06/30/2021
Reporting Period DY4Q1
Calendar Dates for Reporting Period 07/01/20-09/30/20
Submitted on

Substance Use Disorder (SUD) Metrics^a

#	Metric name	Metric description
1	Assessed for SUD Treatment Needs Using a Standardized Screening Tool	Number of beneficiaries screened for SUD treatment needs using a standardized screening tool during the measurement period
2	Medicaid Beneficiaries with Newly Initiated SUD Treatment/Diagnosis	Number of beneficiaries with a SUD diagnosis and a SUD-related service during the measurement period but not in the three months before the measurement period
3	Medicaid Beneficiaries with SUD Diagnosis (monthly)	Number of beneficiaries with a SUD diagnosis and a SUD-related service during the measurement period and/or in the 11 months before the measurement period
4	Medicaid Beneficiaries with SUD Diagnosis (annually)	Number of beneficiaries with a SUD diagnosis and a SUD-related service during the measurement period and/or in the 12 months before the measurement period
5	Medicaid Beneficiaries Treated in an IMD for SUD	Number of beneficiaries with a claim for residential or inpatient treatment for SUD in IMDs during the measurement period
6	Any SUD Treatment	Number of beneficiaries enrolled in the measurement period receiving any SUD treatment service, facility claim, or pharmacy claim during the measurement period

Medicaid Section 1115 SUD Demonstration Report - Metrics reporting

State Utah
Demonstration Name SUD
Demonstration Year (DY) DY4
Calendar Dates for DY 07/01/2020 - 06/30/2021
Reporting Period DY4Q1
Calendar Dates for Reporting Period 07/01/20-09/30/20
Submitted on

Substance Use Disorder (SUD) Metrics^a

#	Metric name	Metric description
7	Early Intervention	Number of beneficiaries who used early intervention services (such as procedure codes associated with SBIRT) during the measurement period
8	Outpatient Services	Number of beneficiaries who used outpatient services for SUD (such as outpatient recovery or motivational enhancement therapies, step down care, and monitoring for stable patients) during the measurement period
9	Intensive Outpatient and Partial Hospitalization Services	Number of unique beneficiaries who used intensive outpatient and/or partial hospitalization services for SUD (such as specialized outpatient SUD therapy or other clinical services) during the measurement period
10	Residential and Inpatient Services	Number of beneficiaries who use residential and/or inpatient services for SUD during the measurement period
11	Withdrawal Management	Number of beneficiaries who use withdrawal management services (such as outpatient, inpatient, or residential) during the measurement period
12	Medication Assisted Treatment (MAT)	Number of beneficiaries who have a claim for MAT for SUD during the measurement period

Medicaid Section 1115 SUD Demonstration Report - Metrics reporting

State Utah
Demonstration Name SUD
Demonstration Year (DY) DY4
Calendar Dates for DY 07/01/2020 - 06/30/2021
Reporting Period DY4Q1
Calendar Dates for Reporting Period 07/01/20-09/30/20
Submitted on

Substance Use Disorder (SUD) Metrics^a

#	Metric name	Metric description
36	Average Length of Stay in IMDs	The average length of stay for beneficiaries discharged from IMD inpatient or residential treatment for SUD
13	SUD Provider Availability	The number of providers who were enrolled in Medicaid and qualified to deliver SUD services during the measurement period
14	SUD Provider Availability - MAT	The number of providers who were enrolled in Medicaid and qualified to deliver SUD services during the measurement period and who meet the standards to provide buprenorphine or methadone as part of MAT

Medicaid Section 1115 SUD Demonstration Report - Metrics reporting

State Utah
 Demonstration Name SUD
 Demonstration Year (DY) DY4
 Calendar Dates for DY 07/01/2020 - 06/30/2021
 Reporting Period DY4Q1
 Calendar Dates for Reporting Period 07/01/20-09/30/20
 Submitted on

Substance Use Disorder (SUD) Metrics^a

#	Metric name	Metric description
---	-------------	--------------------

Percentage of beneficiaries with a new episode of alcohol or other drug (AOD) abuse or dependence who received the following:

- Initiation of AOD Treatment—percentage of beneficiaries who initiated treatment through an inpatient AOD admission, outpatient visit, intensive outpatient encounter or partial hospitalization, telehealth, or MAT within 14 days of the diagnosis
- Engagement of AOD Treatment—percentage of beneficiaries who initiated treatment and who had two or more additional AOD services or MAT within 34 days of the initiation visit

The following diagnosis cohorts are reported for each rate: (1) Alcohol abuse or dependence, (2) Opioid abuse or dependence, (3) Other drug abuse or dependence, and (4) Total AOD abuse or dependence. A total of 8 separate rates are reported for this measure.

Initiation and Engagement of Alcohol and Other Drug Dependence Treatment (IET-AD)

15

Medicaid Section 1115 SUD Demonstration Report - Metrics reporting

State Utah
Demonstration Name SUD
Demonstration Year (DY) DY4
Calendar Dates for DY 07/01/2020 - 06/30/2021
Reporting Period DY4Q1
Calendar Dates for Reporting Period 07/01/20-09/30/20
Submitted on

Substance Use Disorder (SUD) Metrics^a

#	Metric name	Metric description
---	-------------	--------------------

- | | | |
|---|--|---|
| [NCQA; NQF #0004; Medicaid Adult Core Set; Adjusted HEDIS measure] ^f | | <ul style="list-style-type: none">• Initiation of AOD Treatment - Alcohol abuse or dependence• Initiation of AOD Treatment - Opioid abuse or dependence• Initiation of AOD Treatment - Other drug abuse or dependence• Initiation of AOD Treatment - Total AOD abuse of dependence• Engagement of AOD Treatment - Alcohol abuse or dependence• Engagement of AOD Treatment - Opioid abuse or dependence• Engagement of AOD Treatment - Other drug abuse or dependence• Engagement of AOD Treatment - Total AOD abuse of dependence |
|---|--|---|

Medicaid Section 1115 SUD Demonstration Report - Metrics reporting

State Utah
 Demonstration Name SUD
 Demonstration Year (DY) DY4
 Calendar Dates for DY 07/01/2020 - 06/30/2021
 Reporting Period DY4Q1
 Calendar Dates for Reporting Period 07/01/20-09/30/20
 Submitted on

Substance Use Disorder (SUD) Metrics^a

#	Metric name	Metric description
18	Use of Opioids at High Dosage in Persons Without Cancer (OHD-AD) [PQA, NQF #2940; Medicaid Adult Core Set]	Percentage of beneficiaries age 18 and older who received prescriptions for opioids with an average daily dosage greater than or equal to 90 morphine milligram equivalents (MME) over a period of 90 days or more. Beneficiaries with a cancer diagnosis or in hospice are excluded.
19	Use of Opioids from Multiple Providers in Persons Without Cancer [PQA; NQF #2950]	The percentage of individuals ≥18 years of age who received prescriptions for opioids from ≥4 prescribers AND ≥4 pharmacies within ≤180 days.
20	Use of Opioids at High Dosage and from Multiple Providers in Persons Without Cancer [PQA, NQF #2951]	The percentage of individuals ≥18 years of age who received prescriptions for opioids with an average daily dosage of ≥90 morphine milligram equivalents (MME) AND who received prescriptions for opioids from ≥4 prescribers AND ≥4 pharmacies.
21	Concurrent Use of Opioids and Benzodiazepines (COB-AD) [PQA]	Percentage of beneficiaries age 18 and older with concurrent use of prescription opioids and benzodiazepines. Patients with a cancer diagnosis or in hospice are excluded.

Medicaid Section 1115 SUD Demonstration Report - Metrics reporting

State Utah
 Demonstration Name SUD
 Demonstration Year (DY) DY4
 Calendar Dates for DY 07/01/2020 - 06/30/2021
 Reporting Period DY4Q1
 Calendar Dates for Reporting Period 07/01/20-09/30/20
 Submitted on

Substance Use Disorder (SUD) Metrics^a

#	Metric name	Metric description
22	Continuity of Pharmacotherapy for Opioid Use Disorder [USC; NQF #3175]	Percentage of adults in the denominator with pharmacotherapy for OUD who have at least 180 days of continuous treatment
16	SUB-3 Alcohol and Other Drug Use Disorder Treatment Provided or Offered at Discharge, SUB-3a Alcohol and Other Drug Use Disorder Treatment at Discharge [Joint Commission; NQF #1664]	<p>SUB-3: Patients who are identified with alcohol or drug use disorder who receive or refuse at discharge a prescription for FDA-approved medications for alcohol or drug use disorder, OR who receive or refuse a referral for addictions treatment.</p> <p>SUB-3a: Patients who are identified with alcohol or drug disorder who receive a prescription for FDA-approved medications for alcohol or drug use disorder OR a referral for addictions treatment.</p>

Medicaid Section 1115 SUD Demonstration Report - Metrics reporting

State	Utah
Demonstration Name	SUD
Demonstration Year (DY)	DY4
Calendar Dates for DY	07/01/2020 - 06/30/2021
Reporting Period	DY4Q1
Calendar Dates for Reporting Period	07/01/20-09/30/20
Submitted on	

Substance Use Disorder (SUD) Metrics^a

#	Metric name	Metric description
---	-------------	--------------------

17(1)	<p>Follow-up after Emergency Department Visit for Alcohol or Other Drug Dependence (FUA-AD) [NCQA; NQF #2605; Medicaid Adult Core Set; Adjusted HEDIS measure]^{f,g}</p>	<p>Percentage of ED visits for beneficiaries who have a principal diagnosis of AOD abuse or dependence and who had a follow-up visit with a corresponding principal diagnosis for AOD. Two rates are reported:</p> <ul style="list-style-type: none"> • Percentage of ED visits for AOD abuse or dependence for which the beneficiary received follow-up within 7 days of the ED visit (8 total days). • Percentage of ED visits for AOD abuse or dependence for which the beneficiary received follow-up within 30 days of the ED visit (31 total days).
	<p>Follow-up after Emergency Department Visit for Mental Illness</p>	<p>Percentage of ED visits for beneficiaries who have a principal diagnosis of mental illness and who had a follow-up visit with a corresponding principal diagnosis for mental illness. Two rates are reported:</p>

Medicaid Section 1115 SUD Demonstration Report - Metrics reporting

State Utah
 Demonstration Name SUD
 Demonstration Year (DY) DY4
 Calendar Dates for DY 07/01/2020 - 06/30/2021
 Reporting Period DY4Q1
 Calendar Dates for Reporting Period 07/01/20-09/30/20
 Submitted on

Substance Use Disorder (SUD) Metrics^a



#	Metric name	Metric description
17(2)	Department visit for mental illness (FUM-AD) [NCQA; NQF #2605; Medicaid Adult Core Set; Adjusted HEDIS measure] ^{f,h}	<ul style="list-style-type: none"> Percentage of ED visits for mental illness for which the beneficiary received follow-up within 7 days of the ED visit (8 total days). Percentage of ED visits for mental illness for which the beneficiary received follow-up within 30 days of the ED visit (31 total days)
Q1	<i>Project ECHO - OPIOID, ADDICTION, & PAIN ECHO</i>	Utah will work with the University of Utah's Project ECHO program on Opioid, Addiction & Pain sessions. Utah will contact all Medicaid SUD providers to make them aware of and to encourage them to participate in the Project ECHO sessions on Opioid, Addiction & Pain. Utah in partnership with the University of Utah, will measure the total number of monthly session participants attending the Opioid, Addiction & Pain sessions.

Medicaid Section 1115 SUD Demonstration Report - Metrics reporting

State Utah
 Demonstration Name SUD
 Demonstration Year (DY) DY4
 Calendar Dates for DY 07/01/2020 - 06/30/2021
 Reporting Period DY4Q1
 Calendar Dates for Reporting Period 07/01/20-09/30/20
 Submitted on

Substance Use Disorder (SUD) Metrics^a

#	Metric name	Metric description
	<i>Online Provider Directories</i>	Prepaid Mental Health Plans (PMHP) will be required to implement online provider directories, updating annually to ensure that contact information is up to date and recipients are able to access care. Provider directories will include detailed contact information with language spoken. Utah will measure the percentage of PMHP’s with an online provider directory.
Q2		
Q3	<i>MAT Continuity Models</i>	Utah will track MAT continuity with and without behavioral counseling
23	Emergency Department Utilization for SUD per 1,000 Medicaid Beneficiaries	Total number of ED visits for SUD per 1,000 beneficiaries in the measurement period
24	Inpatient Stays for SUD per 1,000 Medicaid Beneficiaries	Total number of inpatient stays per 1,000 beneficiaries in the measurement period
25	Readmissions Among Beneficiaries with SUD	The rate of all-cause readmissions during the measurement period among beneficiaries with SUD.

Medicaid Section 1115 SUD Demonstration Report - Metrics reporting

State Utah
 Demonstration Name SUD
 Demonstration Year (DY) DY4
 Calendar Dates for DY 07/01/2020 - 06/30/2021
 Reporting Period DY4Q1
 Calendar Dates for Reporting Period 07/01/20-09/30/20
 Submitted on

Substance Use Disorder (SUD) Metrics^a

#	Metric name	Metric description
26	Overdose Deaths (count)	Number of overdose deaths during the measurement period among Medicaid beneficiaries living in a geographic area covered by the demonstration. States are encouraged to report the cause of overdose death as specifically as possible (for example, prescription vs. illicit opioid).
27	Overdose Deaths (rate)	Rate of overdose deaths during the measurement period among adult Medicaid beneficiaries living in a geographic area covered by the demonstration. States are encouraged to report the cause of overdose death as specifically as possible (for example, prescription vs. illicit opioid).
28	SUD Spending	Total Medicaid SUD spending during the measurement period.
29	SUD Spending within IMDs	Total Medicaid SUD spending on residential or inpatient treatment within IMDs during the measurement period
30	Per Capita SUD Spending	Per capita SUD spending during the measurement period
31	Per Capita SUD Spending within IMDs	Per capita SUD spending within IMDs during the measurement period

Medicaid Section 1115 SUD Demonstration Report - Metrics reporting

State Utah
 Demonstration Name SUD
 Demonstration Year (DY) DY4
 Calendar Dates for DY 07/01/2020 - 06/30/2021
 Reporting Period DY4Q1
 Calendar Dates for Reporting Period 07/01/20-09/30/20
 Submitted on

Substance Use Disorder (SUD) Metrics^a

#	Metric name	Metric description
---	-------------	--------------------

32	Access to Preventive/ Ambulatory Health Services for Adult Medicaid Beneficiaries with SUD (AAP) [Adjusted HEDIS measure] ^f	The percentage of Medicaid beneficiaries with SUD who had an ambulatory or preventive care visit during the measurement period.
33	Grievances Related to SUD Treatment Services	Number of grievances filed during the measurement period that are related to SUD treatment services
34	Appeals Related to SUD Treatment Services	Number of appeals filed during the measurement period that are related to SUD treatment services
35	Critical Incidents Related to SUD Treatment Services	Number of critical incidents filed during the measurement period that are related to SUD treatment services

Add rows for any additional state-identified metrics

Medicaid Section 1115 SUD Demonstration Report - Metrics reporting

State	Utah
Demonstration Name	SUD
Demonstration Year (DY)	DY4
Calendar Dates for DY	07/01/2020 - 06/30/2021
Reporting Period	DY4Q1
Calendar Dates for Reporting Period	07/01/20-09/30/20
Submitted on	

Substance Use Disorder (SUD) Metrics^a

#	Metric name	Metric description
---	-------------	--------------------

Note: Licensee and states must prominently display the following notice on any display of Measure rates:

The IET-AD, FUA-AD, FUM-AD, and AAP measures (metrics #15, 17 (1), and 17 (2), and 32) are Healthcare Effectiveness Data copyrighted by the National Committee for Quality Assurance (“NCQA”). NCQA makes no representations, warranties, or reports performance measures and NCQA has no liability to anyone who relies on such measures or specifications.

The measure specification methodology used by CMS is different from NCQA’s methodology. NCQA has not validated the adjusted. Calculated measure results, based on the adjusted HEDIS specifications, may be called only “Uncertified, Unaudited”

Certain non-NCQA measures in the CMS 1115 Substance Use Disorder Demonstration contain HEDIS Value Sets (VS) developed and contained in the VS. Users of the proprietary code sets should obtain all necessary licenses from the owners of these code sets and any coding contained in the VS.

^a States should create a new metrics report for each reporting quarter

^c Report metrics that are one annual value for a demonstration year only in the report specified in the reporting schedule.

^d If applicable. See CMS-provided technical specifications.

^e Enter any new models that will be reported after column AX; create new columns as needed

^f Rates for these metrics reflect Uncertified, Unaudited HEDIS rates

^g Rates 1 and 2 reported for metric 17(1) correspond to rates 2 and 3 for metric 17 from 1115 SUD Technical Specification:

Medicaid Section 1115 SUD Demonstration Report - Metrics reporting

State	Utah
Demonstration Name	SUD
Demonstration Year (DY)	DY4
Calendar Dates for DY	07/01/2020 - 06/30/2021
Reporting Period	DY4Q1
Calendar Dates for Reporting Period	07/01/20-09/30/20
Submitted on	

Substance Use Disorder (SUD) Metrics^a

#	Metric name	Metric description
---	-------------	--------------------

^h Rates 1 and 2 reported for metric 17(2) correspond to rates 1 and 2 for metric 17 from 1115 SUD Technical Specification.

Checks:

- Numerator in #27 should equal the numerator in #26.
- Numerator in #30 should equal the numerator in #28.
- Denominator in #31 should equal the numerator in #5.
- Numerator in #31 should equal the numerator in #29.
- Counts for a subpopulation (e.g. pregnant, not pregnant) should sum approx demonstration.
- Numerator in #2 should equal the numerator in #4 denominator in #30
- The definition of an IMD should be the same in #5, #29, #31, and #36
- The denominator in #23 should equal the denominator in #24
- Beneficiaries counted in #26 should be the same as those in #27

Subs

#	Milestone or reporting topic	Reporting category	Metric type	Data source	Technical specification manual version
1	Assessment of need and qualification for SUD treatment services	Other monthly and quarterly metric	CMS-constructed	Medical record review or claims	
2	Assessment of need and qualification for SUD treatment services	Other monthly and quarterly metric	CMS-constructed	Claims	
3	Assessment of need and qualification for SUD treatment services	Other monthly and quarterly metric	CMS-constructed	Claims	3
4	Assessment of need and qualification for SUD treatment services	Other annual metric	CMS-constructed	Claims	3
5	Assessment of need and qualification for SUD treatment services	Other annual metric	CMS-constructed	Claims	3
6	Milestone 1	Other monthly and quarterly metric	CMS-constructed	Claims	3

Subs

#	Milestone or reporting topic	Reporting category	Metric type	Data source	Technical specification manual version
7	Milestone 1	Other monthly and quarterly metric	CMS-constructed	Claims	3
8	Milestone 1	Other monthly and quarterly metric	CMS-constructed	Claims	3
9	Milestone 1	Other monthly and quarterly metric	CMS-constructed	Claims	3
10	Milestone 1	Other monthly and quarterly metric	CMS-constructed	Claims	3
11	Milestone 1	Other monthly and quarterly metric	CMS-constructed	Claims	3
12	Milestone 1	Other monthly and quarterly metric	CMS-constructed	Claims	3

Subs

#	Milestone or reporting topic	Reporting category	Metric type	Data source	Technical specification manual version
36	Milestone 1	Other annual metric	CMS-constructed	Claims; State-specific IMD database	3
13	Milestone 4	Other annual metric	CMS-constructed	Provider enrollment database; Claims	3
14	Milestone 4	Other annual metric	CMS-constructed	Provider enrollment database, SAMHSA datasets	3

Subs

#	Milestone or reporting topic	Reporting category	Metric type	Data source	Technical specification manual version
15	Milestone 5	Annual metric that is an established quality measure	Established quality measure		

Subs

#	Milestone or reporting topic	Reporting category measure	Metric type	Data source	Technical specification manual version
				Claims	3
				Claims	3
				Claims	3
				Claims	3
				Claims	3
				Claims	3
				Claims	3
				Claims	3

Subs

#	Milestone or reporting topic	Reporting category	Metric type	Data source	Technical specification manual version
18	Milestone 5	Annual metric that is an established quality measure	Established quality measure	Claims	3
19	Milestone 5	Annual metric that is an established quality measure	Established quality measure	Claims	
20	Milestone 5	Annual metric that is an established quality measure	Established quality measure	Claims	
21	Milestone 5	Annual metric that is an established quality measure	Established quality measure	Claims	3

Subs

#	Milestone or reporting topic	Reporting category	Metric type	Data source	Technical specification manual version
22	Milestone 5	Annual metric that is an established quality measure	Established quality measure	Claims	3
16	Milestone 6	Annual metric that is an established quality measure	Established quality measure	Medical record review or claims	
				Medical record review or claims	

Subs

#	Milestone or reporting topic	Reporting category	Metric type	Data source	Technical specification manual version
17(1)	Milestone 6	Annual metric that is an established quality measure	Established quality measure	Claims	3
				Claims	3

Subs

#	Milestone or reporting topic	Reporting category	Metric type	Data source	Technical specification manual version
17(2)	Milestone 6	Annual metric that is an established quality measure	Established quality measure	Claims	3
				Claims	3
	Health IT	Other annual metric	State-identified		
Q1				Administrative records	

Subs

#	Milestone or reporting topic	Reporting category	Metric type	Data source	Technical specification manual version
	Health IT	Other annual metric	State-identified		
Q2				Administrative records	
Q3	Health IT	Other annual metric	State-identified	Claims	
23	Other SUD-related metrics	Other monthly and quarterly metric	CMS-constructed	Claims	3
24	Other SUD-related metrics	Other monthly and quarterly metric	CMS-constructed	Claims	3
25	Other SUD-related metrics	Other annual metric	CMS-constructed	Claims	3

Subs

#	Milestone or reporting topic	Reporting category	Metric type	Data source	Technical specification manual version
26	Other SUD-related metrics	Other annual metric	CMS-constructed	State data on cause of death	3
27	Other SUD-related metrics	Other annual metric	CMS-constructed	State data on cause of death	3
28	Other SUD-related metrics	Other annual metric	CMS-constructed	Claims	
29	Other SUD-related metrics	Other annual metric	CMS-constructed	Claims	
30	Other SUD-related metrics	Other annual metric	CMS-constructed	Claims	
31	Other SUD-related metrics	Other annual metric	CMS-constructed	Claims	

Subs

#	Milestone or reporting topic	Reporting category	Metric type	Data source	Technical specification manual version
32	Other SUD-related metrics	Annual metric that is an established quality measure	Established quality measure	Claims	3
33	Other SUD-related metrics	Grievances and appeals	CMS-constructed	Administrative records	
34	Other SUD-related metrics	Grievances and appeals	CMS-constructed	Administrative records	
35	Other SUD-related metrics	Grievances and appeals	CMS-constructed	Administrative records	

Add ro

Subs

#	Milestone or reporting topic	Reporting category	Metric type	Data source	Technical specification manual version
---	------------------------------	--------------------	-------------	-------------	--

Note: 1

The IEita and Information Set (“HEDIS®”) measures that are owned and copyriendorsement about the quality of any organization or physician that uses or repc

The madjusted measure specifications but has granted CMS permission to adjust:d HEDIS rates.”

Certainped by and included with the permission of the NCQA. Proprietary coding is conte sets. NCQA disclaims all liability for use or accuracy of the VS with the non-NI

^a State

^c Repoi

^d If app

^e Enter

^f Rates

^g Rates for Monitoring Metrics Version 1.1 Manual

Subs

#	Milestone or reporting topic	Reporting category	Metric type	Data source	Technical specification manual version
---	------------------------------	--------------------	-------------	-------------	--

^h Rates for Monitoring Metrics Version 1.1 Manual

Approximately to counts for the overall

Subs

#	Attest that reporting matches CMS-provided specification (Y/N)	Describe any deviations from CMS-provided specifications	Reporting issue (Y/N) (further describe in data and reporting issues tab)	Measurement period (month, quarter, year ^b)
1				Month 1 Month 2 Month 3
2				Month 1 Month 2 Month 3
3	Y	We believe a target for this metric is only meaningful when compared to metric #6. We propose a target	N	Month 1 Month 2 Month 3
4	Y	We believe a meaningful target cannot be defined for this metric independently.	N	Year
5	Y	We believe a meaningful target cannot be defined for this metric independently. Utah will not create a "Model"	N	Year
6	Y	We believe a target for this metric is only meaningful when compared to metric #3. We propose a target	N	Month 1 Month 2 Month 3

Subs

#	Attest that reporting matches CMS-provided specification (Y/N)	Describe any deviations from CMS-provided specifications	Reporting issue (Y/N) (further describe in data and reporting issues tab)	Measurement period (month, quarter, year ^b)
7	Y	We believe a meaningful target cannot be defined for this metric independently.	N	Month 1
				Month 2
				Month 3
8	Y	We believe a meaningful target cannot be defined for this metric independently.	N	Month 1
				Month 2
				Month 3
9	Y	We believe a meaningful target cannot be defined for this metric independently.	N	Month 1
				Month 2
				Month 3
10	Y	We believe a meaningful target cannot be defined for this metric independently.	N	Month 1
				Month 2
				Month 3
11	Y	We believe a meaningful target cannot be defined for this metric independently.	N	Month 1
				Month 2
				Month 3
12	Y	We believe a meaningful target cannot be defined for this metric independently.	N	Month 1
				Month 2
				Month 3

Subs

#	Attest that reporting matches CMS-provided specification (Y/N)	Describe any deviations from CMS-provided specifications	Reporting issue (Y/N) (further describe in data and reporting issues tab)	Measurement period (month, quarter, year ^b)
36	Y	reporting level as the State is not delivering SUD services through an IMD in different levels. The SUD	N	Year
13	Y	reporting level as the State is not delivering SUD services through an IMD in different levels. The SUD	N	Year
14	Y	is dispensed for a list of Medicaid prescribers of MAT. We believe this is an efficient way of determining the number of providers actively using	N	Year

Subs

#	Attest that reporting matches CMS-provided specification (Y/N)	Describe any deviations from CMS-provided specifications	Reporting issue (Y/N) (further describe in data and reporting issues tab)	Measurement period (month, quarter, year ^b)
15				

Subs

#	Attest that reporting matches CMS-provided specification (Y/N)	Describe any deviations from CMS-provided specifications	Reporting issue (Y/N) (further describe in data and reporting issues tab)	Measurement period (month, quarter, year ^b)
	Y		N	Year
	Y		N	Year
	Y		N	Year
	Y		N	Year
	Y		N	Year
	Y		N	Year
	Y		N	Year
	Y		N	Year

Subs

#	Attest that reporting matches CMS-provided specification (Y/N)	Describe any deviations from CMS-provided specifications	Reporting issue (Y/N) (further describe in data and reporting issues tab)	Measurement period (month, quarter, year ^b)
18	Y		N	Year
19				Year
20				Year
21	Y		N	Year



Subs

#	Attest that reporting matches CMS-provided specification (Y/N)	Describe any deviations from CMS-provided specifications	Reporting issue (Y/N) (further describe in data and reporting issues tab)	Measurement period (month, quarter, year ^b)
22	Y		N	Year
16				Year
				Year

Subs

#	Attest that reporting matches CMS-provided specification (Y/N)	Describe any deviations from CMS-provided specifications	Reporting issue (Y/N) (further describe in data and reporting issues tab)	Measurement period (month, quarter, year ^b)
17(1)	Y		N	Year
	Y		N	Year

Subs

#	Attest that reporting matches CMS-provided specification (Y/N)	Describe any deviations from CMS-provided specifications	Reporting issue (Y/N) (further describe in data and reporting issues tab)	Measurement period (month, quarter, year ^b)
17(2)	Y		N	Year
	Y		N	Year
Q1			N	Year

Subs

#	Attest that reporting matches CMS-provided specification (Y/N)	Describe any deviations from CMS-provided specifications	Reporting issue (Y/N) (further describe in data and reporting issues tab)	Measurement period (month, quarter, year ^b)
Q2	Y	[Redacted]	N	Year
Q3	Y	[Redacted]	N	Year
23	Y	Utah will not create a "Model" reporting level as the State is not delivering SUD services through an	N	Month 1
24	Y	Utah will not create a "Model" reporting level as the State is not delivering SUD services through an	N	Month 2
25	Y	Utah will not create a "Model" reporting level as the State is not delivering SUD services through an	N	Month 3
25	Y	Utah will not create a "Model" reporting level as the State is not delivering SUD services through an	N	Year

Subs

#	Attest that reporting matches CMS-provided specification (Y/N)	Describe any deviations from CMS-provided specifications	Reporting issue (Y/N) (further describe in data and reporting issues tab)	Measurement period (month, quarter, year ^b)
26	Y	Utah will not create a "Model" report	N	Year
27	Y	Utah will not create a "Model" report	N	Year
28				Year
29				Year
30				Year
31				Year

Subs

#	Attest that reporting matches CMS-provided specification (Y/N)	Describe any deviations from CMS-provided specifications	Reporting issue (Y/N) (further describe in data and reporting issues tab)	Measurement period (month, quarter, year ^b)
32	Y	Utah will not create a "Model" report	N	Year
33				Quarter
34				Quarter
35				Quarter
<i>Add ro</i>				

Subs

#	Attest that reporting matches CMS-provided specification (Y/N)	Describe any deviations from CMS-provided specifications	Reporting issue (Y/N) (further describe in data and reporting issues tab)	Measurement period (month, quarter, year ^b)
---	--	--	--	--

Note: I
The IE
copyrig
or repc

The m
adjust.

Certain
is cont
non-N

^a State

^c Repor

^d If app

^e Enter

^f Rates

^g Rates

Subs

#	Attest that reporting matches CMS-provided specification (Y/N)	Describe any deviations from CMS-provided specifications	Reporting issue (Y/N) (further describe in data and reporting issues tab)	Measurement period (month, quarter, year ^b)
---	--	--	--	--

^h Rates:

Subs

#	Dates covered by measurement period (MM/DD/YYYY-MM/DD/YYYY)	Demonstration denominator	Demonstration numerator or count	Demonstration rate/percentage ^c	Model denominator ^d	Model numerator or count ^d
1						
2						
3	04/01/2020-04/30/2020		18571			
	05/01/2020-05/31/2020		19074			
	06/01/2020-06/30/2020		19826			
4	07/01/2019-06/30/2020		27605			
5	07/01/2019-06/30/2020		2312			
	04/01/2020-04/30/2020		7237			
6	05/01/2020-05/31/2020		7640			
	06/01/2020-06/30/2020		8215			

Subs

#	Dates covered by measurement period (MM/DD/YYYY-MM/DD/YYYY)	Demonstration denominator	Demonstration numerator or count	Demonstration rate/percentage ^c	Model denominator ^d	Model numerator or count ^d
7	04/01/2020-04/30/2020		5550			
	05/01/2020-05/31/2020		5715			
	06/01/2020-06/30/2020		6142			
8	04/01/2020-04/30/2020		4224			
	05/01/2020-05/31/2020		4503			
	06/01/2020-06/30/2020		5073			
9	04/01/2020-04/30/2020		49			
	05/01/2020-05/31/2020		45			
	06/01/2020-06/30/2020		37			
10	04/01/2020-04/30/2020		1039			
	05/01/2020-05/31/2020		1033			
	06/01/2020-06/30/2020		1058			
11	04/01/2020-04/30/2020	113				
	05/01/2020-05/31/2020	158				
	06/01/2020-06/30/2020	166				
12	04/01/2020-04/30/2020	3554				
	05/01/2020-05/31/2020	3702				
	06/01/2020-06/30/2020	3916				

Subs

#	Dates covered by measurement period (MM/DD/YYYY-MM/DD/YYYY)	Demonstration denominator	Demonstration numerator or count	Demonstration rate/percentage ^c	Model denominator ^d	Model numerator or count ^d
36	07/01/2019-06/30/2020		3506	147753	42.14289789	
13	07/01/2019-06/30/2020			695		
14	07/01/2019-06/30/2020			56		

Subs

#	Dates covered by measurement period (MM/DD/YYYY-MM/DD/YYYY)	Demonstration denominator	Demonstration numerator or count	Demonstration rate/percentage ^c	Model denominator ^d	Model numerator or count ^d
15						

Subs

#	Dates covered by measurement period (MM/DD/YYYY-MM/DD/YYYY)	Demonstration denominator	Demonstration numerator or count	Demonstration rate/percentage ^c	Model denominator ^d	Model numerator or count ^d
	01/01/2019-12/31/2019	2156	799	37.0593692		
	01/01/2019-12/31/2019	2790	1159	41.54121864		
	01/01/2019-12/31/2019	3735	1452	38.87550201		
	01/01/2019-12/31/2019	7872	2977	37.8175813		
	01/01/2019-12/31/2019	2156	159	7.374768089		
	01/01/2019-12/31/2019	2790	363	13.01075269		
	01/01/2019-12/31/2019	3735	446	11.94109772		
	01/01/2019-12/31/2019	7872	888	11.2804878		

Subs

#	Dates covered by measurement period (MM/DD/YYYY-MM/DD/YYYY)	Demonstration denominator	Demonstration numerator or count	Demonstration rate/percentage ^c	Model denominator ^d	Model numerator or count ^d
18	01/01/2019-12/31/2019	4362	812	18.61531408		
19				#DIV/0!		
20				#DIV/0!		
21	01/01/2019-12/31/2019	6015	1411	23.45802161		

Subs

#	Dates covered by measurement period (MM/DD/YYYY-MM/DD/YYYY)	Demonstration denominator	Demonstration numerator or count	Demonstration rate/percentage ^c	Model denominator ^d	Model numerator or count ^d
---	---	---------------------------	----------------------------------	--	--------------------------------	---------------------------------------

22

01/01/2018-12/31/2019

3443

870 25.26866105

16

#DIV/0!

#DIV/0!

Subs

#	Dates covered by measurement period (MM/DD/YYYY-MM/DD/YYYY)	Demonstration denominator	Demonstration numerator or count	Demonstration rate/percentage ^c	Model denominator ^d	Model numerator or count ^d
17(1)						
	01/01/2019-12/31/2019	3176	372	11.71284635		
	01/01/2019-12/31/2019	3176	701	22.07178841		

Subs

#	Dates covered by measurement period (MM/DD/YYYY-MM/DD/YYYY)	Demonstration denominator	Demonstration numerator or count	Demonstration rate/percentage ^c	Model denominator ^d	Model numerator or count ^d
---	---	---------------------------	----------------------------------	--	--------------------------------	---------------------------------------

17(2)

01/01/2019-12/31/2019	2845	774	27.2056239
-----------------------	------	-----	------------

01/01/2019-12/31/2019	2845	1271	44.67486819
-----------------------	------	------	-------------

Q1	07/01/2019-06/30/2020		40
----	-----------------------	--	----

Subs

#	Dates covered by measurement period (MM/DD/YYYY-MM/DD/YYYY)	Demonstration denominator	Demonstration numerator or count	Demonstration rate/percentage ^c	Model denominator ^d	Model numerator or count ^d
Q2	07/01/2019-06/30/2020			11		
Q3	07/01/2019-06/30/2020			0		
	04/01/2020-04/30/2020	306,049	1,258	4.110452901		
23	05/01/2020-05/31/2020	314,764	1,461	4.641572734		
	06/01/2020-06/30/2020	324,302	1,481	4.56673101		
	04/01/2020-04/30/2020	306,049	672	2.195726828		
24	05/01/2020-05/31/2020	314,764	765	2.430392294		
	06/01/2020-06/30/2020	324,302	808	2.491504832		
25	07/01/2019-06/30/2020	4275	689	0.161169591		

Subs

#	Dates covered by measurement period (MM/DD/YYYY-MM/DD/YYYY)	Demonstration denominator	Demonstration numerator or count	Demonstration rate/percentage ^c	Model denominator ^d	Model numerator or count ^d
26	07/01/2019-06/30/2020			210		
27	07/01/2019-06/30/2020	406294		219	0.539018543	
28						
29						
30					#DIV/0!	
31					#DIV/0!	

Subs

#	Dates covered by measurement period (MM/DD/YYYY-MM/DD/YYYY)	Demonstration denominator	Demonstration numerator or count	Demonstration rate/percentage ^c	Model denominator ^d	Model numerator or count ^d
---	---	---------------------------	----------------------------------	--	--------------------------------	---------------------------------------

32

01/01/2019-12/31/2019

11243

10492

93.32028818

33

34

35

Add ro



Subs

#	Dates covered by measurement period (MM/DD/YYYY-MM/DD/YYYY)	Demonstration denominator	Demonstration numerator or count	Demonstration rate/percentage ^c	Model denominator ^d	Model numerator or count ^d
---	---	---------------------------	----------------------------------	--	--------------------------------	---------------------------------------

Note: I
The IE
copyrig
or repc

The m
adjust.

Certain
is cont
non-N

^a State

^c Repor

^d If app

^e Enter

^f Rates

^g Rates

Subs

#	Dates covered by measurement period (MM/DD/YYYY-MM/DD/YYYY)	Demonstration denominator	Demonstration numerator or count	Demonstration rate/percentage ^c	Model denominator ^d	Model numerator or count ^d
---	---	---------------------------	----------------------------------	--	--------------------------------	---------------------------------------

^h Rates:

Subs

#	Model rate/percentage ^{c,d}	Age < 18 denominator	Age < 18 numerator or count
1	[Redacted]	[Redacted]	[Redacted]
2	[Redacted]	[Redacted]	[Redacted]
3	[Redacted]	[Redacted]	604
4	[Redacted]	[Redacted]	582
5	[Redacted]	[Redacted]	586
6	[Redacted]	[Redacted]	134
	[Redacted]	[Redacted]	126
	[Redacted]	[Redacted]	154

Subs

#	Model rate/percentage ^{c,d}	OUD subpopulation denominator	OUD subpopulation numerator or count	OUD subpopulation rate/percentage ^c	Age < 18 denominator	Age < 18 numerator or count
7					140	
8					127	
9					128	
10					89	
11					90	
12					99	
13					0	
14					1	
15					1	
16					33	
17					25	
18					27	
19					0	
20					0	
21					0	
22					5	
23					6	
24					9	

Subs

#	Model rate/percentage ^{c,d}	OUD subpopulation denominator	OUD subpopulation numerator or count	OUD subpopulation rate/percentage ^c	Age < 18 denominator	Age < 18 numerator or count
36	#DIV/0!			#DIV/0!		
13						
14						

Subs

#	Model rate/percentage ^{c,d}	OUD subpopulation numerator or count	OUD subpopulation rate/percentage ^c	Age < 18 denominator	Age < 18 numerator or count
[Redacted content]					

Subs

#	Model rate/percentage ^{c,d}	OUD subpopulation denominator	OUD subpopulation numerator or count	OUD subpopulation rate/percentage ^c	Age < 18 denominator	Age < 18 numerator or count

Subs

#	Model rate/percentage ^{c,d}	OUD subpopulation denominator	OUD subpopulation numerator or count	OUD subpopulation rate/percentage ^c	Age < 18 denominator	Age < 18 numerator or count
18	#DIV/0!					
19	#DIV/0!					
20	#DIV/0!					
21	#DIV/0!					

Subs

#	Model rate/percentage ^{c,d}	OUD subpopulation denominator	OUD subpopulation numerator or count	OUD subpopulation rate/percentage ^c	Age < 18 denominator	Age < 18 numerator or count
22	#DIV/0!	[Redacted]				
16	#DIV/0!					
#DIV/0!						

Subs

#	Model rate/percentage ^{c,d}	OUD subpopulation denominator	OUD subpopulation numerator or count	OUD subpopulation rate/percentage ^c	Age < 18 denominator	Age < 18 numerator or count
17(1)	#DIV/0!					
	#DIV/0!					

Subs

#	Model rate/percentage ^{c,d}	OU subpopulation denominator	OU subpopulation numerator or count	OU subpopulation rate/percentage ^c	Age < 18 denominator	Age < 18 numerator or count
17(2)						
	#DIV/0!					
	#DIV/0!					

Q1

Subs

	Model # rate/percentage ^{c,d}	OU subpopulation denominator	OU subpopulation numerator or count	OU subpopulation rate/percentage ^c	Age < 18 denominator	Age < 18 numerator or count
Q2						
Q3						
	#DIV/0!			#DIV/0!	167,817	13
23	#DIV/0!			#DIV/0!	171,613	13
	#DIV/0!			#DIV/0!	175,577	24
	#DIV/0!			#DIV/0!	167,817	8
24	#DIV/0!			#DIV/0!	171,613	7
	#DIV/0!			#DIV/0!	175,577	7
25	#DIV/0!					

Subs

#	Model rate/percentage ^{c,d}	OU D subpopulation denominator	OU D subpopulation numerator or count	OU D subpopulation rate/percentage ^c	Age < 18 denominator	Age < 18 numerator or count
26						0
27						
28	#DIV/0!			#DIV/0!	222068	0
29						
30	#DIV/0!					
31	#DIV/0!					

Subs

#	Model rate/percentage ^{c,d}	OUD subpopulation denominator	OUD subpopulation numerator or count	OUD subpopulation rate/percentage ^c	Age < 18 denominator	Age < 18 numerator or count
32	#DIV/0!					
33						
34						
35						
<i>Add ro</i>						

Subs

Model #	rate/percentage ^{c,d}	OUO subpopulation denominator	OUO subpopulation numerator or count	OUO subpopulation rate/percentage ^c	Age < 18 denominator	Age < 18 numerator or count
---------	--------------------------------	-------------------------------	--------------------------------------	--	----------------------	-----------------------------

Note: I
The IE
copyrig
or repc

The m
adjust.

Certain
is cont
non-N

^a State

^c Repor

^d If app

^e Enter

^f Rates

^g Rates

Subs

Model # rate/percentage ^{c,d}	OUD subpopulation denominator	OUD subpopulation numerator or count	OUD subpopulation rate/percentage ^c	Age < 18 denominator	Age < 18 numerator or count
---	-------------------------------------	---	--	-------------------------	-----------------------------------

^h Rates:

Subs

#	Age <18 rate/percentage ^c	Age 18-64 denominator	Age 18-64 numerator or count	Age 18-64 rate/percentage ^c	Age 65+ denominator	Age 65+ numerator or count
1						
2						
3			17423 17959 18708			544 533 532
4						
5						
6			7011 7420 7959			92 94 102

Subs

#	Age <18 rate/percentage ^c	Age 18-64 denominator	Age 18-64 numerator or count	Age 18-64 rate/percentage ^c	Age 65+ denominator	Age 65+ numerator or count
7			5330			80
			5497			91
			5918			96
8			4083			52
			4366			47
			4913			61
9			47			2
			44			0
			36			0
10			1003			3
			1005			3
			1030			1
11			111			2
			157			1
			164			2
12			3532			17
			3676			20
			3888			19

Subs

	Age 18-64 numerator or denominator	Age 65+ numerator or denominator
#	Age <18 rate/percentage ^c	Age 18-64 rate/percentage ^c
36		
13		
14		

Subs

#	Age <18 rate/percentage ^c	Age 18-64 denominator	Age 18-64 numerator or count	Age 18-64 rate/percentage ^c	Age 65+ denominator	Age 65+ numerator or count
[Redacted Content]						

Subs

#	Age <18 rate/percentage ^c	Age 18-64 denominator	Age 18-64 numerator or count	Age 18-64 rate/percentage ^c	Age 65+ denominator	Age 65+ numerator or count

Subs

	Age <18 # rate/percentage ^c	Age 18-64 denominator	Age 18-64 numerator or count	Age 18-64 rate/percentage ^c	Age 65+ denominator	Age 65+ numerator or count
18						
19						
20						
21						

Subs

#	Age <18 rate/percentage ^c	Age 18-64 denominator	Age 18-64 numerator or count	Age 18-64 rate/percentage ^c	Age 65+ denominator	Age 65+ numerator or count
22						
16						

Subs

#	Age <18 rate/percentage ^c	Age 18-64 denominator	Age 18-64 numerator or count	Age 18-64 rate/percentage ^c	Age 65+ denominator	Age 65+ numerator or count
17(1)						

Subs

#	Age <18 rate/percentage ^c	Age 18-64 denominator	Age 18-64 numerator or count	Age 18-64 rate/percentage ^c	Age 65+ denominator	Age 65+ numerator or count
17(2)						

Q1

Subs

	Age <18 # rate/percentage ^c	Age 18-64 denominator	Agew 18-64 numerator or count	Age 18-64 rate/percentage ^c	Age 65+ denominator	Age 65+ numerator or count
Q2						
Q3						
	0.077465334	123,642	1,216	9.834845764	14,590	29
23	0.075751837	128,632	1,410	10.96150258	14,519	38
	0.136692164	134,109	1,425	10.62568508	14,616	32
	0.047670975	123,642	641	5.184322479	14,590	23
24	0.040789451	128,632	730	5.675104173	14,519	28
	0.039868548	134,109	774	5.771424737	14,616	27
25						

Subs

#	Age <18 rate/percentage ^c	Age 18-64 denominator	Age 18-64 numerator or count	Age 18-64 rate/percentage ^c	Age 65+ denominator	Age 65+ numerator or count
26			206			4
27		0 167185	206	1.232167958 17041		4
28						
29						
30						
31						

Subs

#	Age <18 rate/percentage ^c	Age 18-64 denominator	Age 18-64 numerator or count	Age 18-64 rate/percentage ^c	Age 65+ denominator	Age 65+ numerator or count
32						
33						
34						
35						

Add ro

--

Subs

Age <18 #	Age <18 rate/percentage ^c	Age 18-64 denominator	Age 18-64 numerator or count	Age 18-64 rate/percentage ^c	Age 65+ denominator	Age 65+ numerator or count
--------------	---	--------------------------	------------------------------------	---	------------------------	----------------------------------

Note: I
The IE
copyrig
or repc

The m
adjust.

Certain
is cont
non-NI

^a State

^c Repor

^d If app

^e Enter

^f Rates

^g Rates

Subs

Age <18 # rate/percentage ^c	Age 18-64 denominator Age 18-64 numerator or count	Age 18-64 rate/percentage ^c Age 65+ denominator Age 65+ numerator or count
---	--	---

^h Rates:

Subs

#	Age 65+ rate/percentage ^c	Dual eligible (Medicare-Medicaid eligible) denominator	Dual eligible (Medicare- Medicaid eligible) numerator or count	Dual eligible (Medicare-Medicaid eligible) rate/percentage ^c	Medicaid only denominator	Medicaid only numerator or count
1						
2						
3			2001 1991 1986			16570 17083 17840
4						
5						
6			366 401 420			6871 7239 7795

Subs

#	Age 65+ rate/percentage ^c	Dual eligible (Medicare-Medicaid eligible) denominator	Dual eligible (Medicare- Medicaid eligible) numerator or count	Dual eligible (Medicare-Medicaid eligible) rate/percentage ^c	Medicaid only denominator	Medicaid only numerator or count
7			293			5257
			315			5400
			292			5850
8			207			4017
			216			4287
			248			4825
9			8			41
			7			38
			3			34
10			26			1013
			20			1013
			26			1032
11			6			107
			7			151
			5			161
12			65			3489
			94			3608
			87			3829

Subs

#	Age 65+ rate/percentage ^c	Dual eligible (Medicare-Medicaid eligible) denominator	Dual eligible (Medicare- Medicaid eligible) numerator or count	Dual eligible (Medicare-Medicaid eligible) rate/percentage ^c	Medicaid only denominator	Medicaid only numerator or count
36						
13						
14						

Subs

#	Age 65+ rate/percentage ^c	Dual eligible (Medicare-Medicaid eligible) denominator	Dual eligible (Medicare- Medicaid eligible) numerator or count	Dual eligible (Medicare-Medicaid eligible) rate/percentage ^c	Medicaid only denominator	Medicaid only numerator or count
[Redacted content]						

Subs

#	Age 65+ rate/percentage ^c	Dual eligible (Medicare-Medicaid eligible) denominator	Dual eligible (Medicare- Medicaid eligible) numerator or count	Dual eligible (Medicare-Medicaid eligible) rate/percentage ^c	Medicaid only denominator	Medicaid only numerator or count
[Redacted content]						

Subs

# Age 65+ rate/percentage ^c	Dual eligible (Medicare-Medicaid eligible) denominator	Dual eligible (Medicare- Medicaid eligible) numerator or count	Dual eligible (Medicare-Medicaid eligible) rate/percentage ^c	Medicaid only denominator	Medicaid only numerator or count
18					
19					
20					
21					

Subs

#	Age 65+ rate/percentage ^c	Dual eligible (Medicare-Medicaid eligible) denominator	Dual eligible (Medicare- Medicaid eligible) numerator or count	Dual eligible (Medicare-Medicaid eligible) rate/percentage ^c	Medicaid only denominator	Medicaid only numerator or count
22						
16						

Subs

#	Age 65+ rate/percentage ^c	Dual eligible (Medicare-Medicaid eligible) denominator	Dual eligible (Medicare- Medicaid eligible) numerator or count	Dual eligible (Medicare-Medicaid eligible) rate/percentage ^c	Medicaid only denominator	Medicaid only numerator or count
17(1)						

Subs

#	Age 65+ rate/percentage ^c	Dual eligible (Medicare-Medicaid eligible) denominator	Dual eligible (Medicare- Medicaid eligible) numerator or count	Dual eligible (Medicare-Medicaid eligible) rate/percentage ^c	Medicaid only denominator	Medicaid only numerator or count
17(2)						

Q1

Subs

#	Age 65+ rate/percentage ^c	Dual eligible (Medicare-Medicaid eligible) denominator	Dual eligible (Medicare- Medicaid eligible) numerator or count	Dual eligible (Medicare-Medicaid eligible) rate/percentage ^c	Medicaid only denominator	Medicaid only numerator or count
---	---	---	---	---	------------------------------	--

Q2						
Q3						
23	1.987662783					
	2.617260142					
	2.1893815					
	1.576422207					
24	1.928507473					
	1.84729064					
25						

Subs

#	Age 65+ rate/percentage ^c	Dual eligible (Medicare-Medicaid eligible) denominator	Dual eligible (Medicare- Medicaid eligible) numerator or count	Dual eligible (Medicare-Medicaid eligible) rate/percentage ^c	Medicaid only denominator	Medicaid only numerator or count
26						
27						
28	0.234728009					
29						
30						
31						

Subs

#	Age 65+ rate/percentage ^c	Dual eligible (Medicare-Medicaid eligible) denominator	Dual eligible (Medicare- Medicaid eligible) numerator or count	Dual eligible (Medicare-Medicaid eligible) rate/percentage ^c	Medicaid only denominator	Medicaid only numerator or count
32						
33						
34						
35						

Add ro

--

Subs

Age 65+ # rate/percentage ^c	Dual eligible (Medicare-Medicaid eligible) denominator	Dual eligible (Medicare- Medicaid eligible) numerator or count	Dual eligible (Medicare-Medicaid eligible) rate/percentage ^c	Medicaid only denominator	Medicaid only numerator or count
---	---	---	---	------------------------------	--

Note: I
The IE
copyrig
or repc

The m
adjust.

Certain
is cont
non-NI

^a State

^c Repor

^d If app

^e Enter

^f Rates

^g Rates

Subs

Age 65+ # rate/percentage ^c	Dual eligible (Medicare-Medicaid eligible) denominator	Dual eligible (Medicare- Medicaid eligible) numerator or count	Dual eligible (Medicare-Medicaid eligible) rate/percentage ^c	Medicaid only denominator	Medicaid only numerator or count
---	---	---	---	------------------------------	--

^h Rates:

Subs

#	Medicaid only rate/percentage ^c	Pregnant denominator	Pregnant numerator or count	Pregnant rate/percentage ^c	Not pregnant denominator	Not pregnant numerator or count
1						
2						
3			428 438 479			18143 18636 19347
4						
5						
6			175 186 216			7062 7454 7999

Subs

#	Medicaid only rate/percentage ^c	Pregnant denominator	Pregnant numerator or count	Pregnant rate/percentage ^c	Not pregnant denominator	Not pregnant numerator or count
7			110			5440
			119			5596
			128			6014
8			121			4103
			116			4387
			150			4923
9			2			47
			1			44
			1			36
10			18			1021
			15			1018
			13			1045
11			1			112
			4			154
			5			161
12			96			3458
			99			3603
			108			3808

Subs

#	Medicaid only rate/percentage ^c	Pregnant denominator	Pregnant numerator or count	Pregnant rate/percentage ^c	Not pregnant denominator	Not pregnant numerator or count
36						
13						
14						

Subs

#	Medicaid only rate/percentage ^c	Pregnant denominator	Pregnant numerator or count	Pregnant rate/percentage ^c	Not pregnant denominator	Not pregnant numerator or count
[Redacted content]						

Subs

#	Medicaid only rate/percentage ^c	Pregnant denominator	Pregnant numerator or count	Pregnant rate/percentage ^c	Not pregnant denominator	Not pregnant numerator or count
[Redacted content]						

Subs

#	Medicaid only rate/percentage ^c	Pregnant denominator	Pregnant numerator or count	Pregnant rate/percentage ^c	Not pregnant denominator	Not pregnant numerator or count
18						
19						
20						
21						

Subs

#	Medicaid only rate/percentage ^c	Pregnant denominator	Pregnant numerator or count	Pregnant rate/percentage ^c	Not pregnant denominator	Not pregnant numerator or count
22						
16						

Subs

#	Medicaid only rate/percentage ^c	Pregnant denominator	Pregnant numerator or count	Pregnant rate/percentage ^c	Not pregnant denominator	Not pregnant numerator or count
17(1)						

Subs

#	Medicaid only rate/percentage ^c	Pregnant denominator	Pregnant numerator or count	Pregnant rate/percentage ^c	Not pregnant denominator	Not pregnant numerator or count
17(2)						

Q1

Subs

# Medicaid only rate/percentage ^c	Pregnant denominator	Pregnant numerator or count	Pregnant rate/percentage ^c	Not pregnant denominator	Not pregnant numerator or count
--	----------------------	-----------------------------	---------------------------------------	--------------------------	---------------------------------

Q2
Q3

23

24

25



Subs

#	Medicaid only rate/percentage ^c	Pregnant denominator	Pregnant numerator or count	Pregnant rate/percentage ^c	Not pregnant denominator	Not pregnant numerator or count
26						
27						
28						
29						
30						
31						

Subs

#	Medicaid only rate/percentage ^c	Pregnant denominator	Pregnant numerator or count	Pregnant rate/percentage ^c	Not pregnant denominator	Not pregnant numerator or count
32						
33						
34						
35						

Add ro

--

Subs

Medicaid only # rate/percentage ^c	Pregnant denominator	Pregnant numerator or count	Pregnant rate/percentage ^c	Not pregnant denominator	Not pregnant numerator or count
---	-------------------------	-----------------------------------	--	-----------------------------	---------------------------------------

Note: I
 The IE
 copyri
 or rep

The m
 adjust.

Certain
 is cont
 non-N

^a State

^c Repor

^d If app

^e Enter

^f Rates

^g Rates

Subs

Medicaid only # rate/percentage ^c	Pregnant denominator	Pregnant numerator or count	Pregnant rate/percentage ^c	Not pregnant denominator	Not pregnant numerator or count
---	-------------------------	-----------------------------------	--	-----------------------------	---------------------------------------

^h Rates

Subs

#	Not pregnant rate/percentage ^c	Criminally involved denominator	Criminally involved numerator or count	Criminally involved rate/percentage ^c	Not criminally involved denominator	Not criminally involved numerator or count
1	[Redacted]		[Redacted]	[Redacted]		
2						
3	[Redacted]		[Redacted]	[Redacted]		
4						
5						
6	[Redacted]		[Redacted]	[Redacted]		

Subs

#	Not pregnant rate/percentage ^c	Criminally involved denominator	Criminally involved numerator or count	Criminally involved rate/percentage ^c	Not criminally involved denominator	Not criminally involved numerator or count
7						
8						
9						
10						
11						
12						

Subs

#	Not pregnant rate/percentage ^c	Criminally involved denominator	Criminally involved numerator or count	Criminally involved rate/percentage ^c	Not criminally involved denominator	Not criminally involved numerator or count
36						
13						
14						

Subs

#	Not pregnant rate/percentage ^c	Criminally involved denominator	Criminally involved numerator or count	Criminally involved rate/percentage ^c	Not criminally involved denominator	Not criminally involved numerator or count
[Redacted Content]						

15

Subs

#	Not pregnant rate/percentage ^c	Criminally involved denominator	Criminally involved numerator or count	Criminally involved rate/percentage ^c	Not criminally involved denominator	Not criminally involved numerator or count
[Redacted Content]						

Subs

#	Not pregnant rate/percentage ^c	Criminally involved denominator	Criminally involved numerator or count	Criminally involved rate/percentage ^c	Not criminally involved denominator	Not criminally involved numerator or count
18	[Redacted]					
19						
20						
21						

Subs

#	Not pregnant rate/percentage ^c	Criminally involved denominator	Criminally involved numerator or count	Criminally involved rate/percentage ^c	Not criminally involved denominator	Not criminally involved numerator or count
22						
16						

Subs

#	Not pregnant rate/percentage ^c	Criminally involved denominator	Criminally involved numerator or count	Criminally involved rate/percentage ^c	Not criminally involved denominator	Not criminally involved numerator or count
17(1)						

Subs

#	Not pregnant rate/percentage ^c	Criminally involved denominator	Criminally involved numerator or count	Criminally involved rate/percentage ^c	Not criminally involved denominator	Not criminally involved numerator or count
17(2)						

Q1

Subs

Not pregnant # rate/percentage ^c	Criminally involved denominator	Criminally involved numerator or count	Criminally involved rate/percentage ^c	Not criminally involved denominator	Not criminally involved numerator or count
---	------------------------------------	---	---	---	---

Q2
Q3

23

24

25



Subs

#	Not pregnant rate/percentage ^c	Criminally involved denominator	Criminally involved numerator or count	Criminally involved rate/percentage ^c	Not criminally involved denominator	Not criminally involved numerator or count
26						
27						
28						
29						
30						
31						

Subs

#	Not pregnant rate/percentage ^c	Criminally involved denominator	Criminally involved numerator or count	Criminally involved rate/percentage ^c	Not criminally involved denominator	Not criminally involved numerator or count
32						
33						
34						
35						
<i>Add ro</i>						

Subs

Not pregnant # rate/percentage ^c	Criminally involved denominator	Criminally involved numerator or count	Criminally involved rate/percentage ^c	Not criminally involved denominator	Not criminally involved numerator or count
--	------------------------------------	---	---	---	---

Note: I
The IE
copyrig
or repc

The m
adjust.

Certain
is cont
non-N

^a State

^c Repor

^d If app

^e Enter

^f Rates

^g Rates

Subs

Not pregnant # rate/percentage ^c	Criminally involved denominator	Criminally involved numerator or count	Criminally involved rate/percentage ^c	Not criminally involved denominator	Not criminally involved numerator or count
--	------------------------------------	---	---	---	---

^h Rates

Subs

#	Not criminally involved rate/percentage ^c	New model denominator ^e	New model numerator or count ^e	New model rate/percentage ^{c,e}
1				
2				
3				
4				
5				
6				

Subs

#	Not criminally involved rate/percentage ^c	New model denominator ^e	New model numerator or count ^e	New model rate/percentage ^{c,e}
7				
8				
9				
10				
11				
12				


Subs

#	Not criminally involved rate/percentage ^c	New model denominator ^e	New model numerator or count ^e	New model rate/percentage ^{c,e}
36				
13				
14				

Subs

#	Not criminally involved rate/percentage ^c	New model denominator ^e	New model numerator or count ^e	New model rate/percentage ^{c,e}
15				

Subs

#	Not criminally involved rate/percentage ^c	New model denominator ^e	New model numerator or count ^e	New model rate/percentage ^{c,e}
				

Subs

#	Not criminally involved rate/percentage ^c	New model denominator ^e	New model numerator or count ^e	New model rate/percentage ^{c,e}
18				#DIV/0!
19				#DIV/0!
20				#DIV/0!
21				#DIV/0!


Subs

#	Not criminally involved rate/percentage ^c	New model denominator ^e	New model numerator or count ^e	New model rate/percentage ^{c,e}
22				#DIV/0!
16				#DIV/0!
				#DIV/0!

Subs

#	Not criminally involved rate/percentage ^c	New model denominator ^e	New model numerator or count ^e	New model rate/percentage ^{c,e}
17(1)				#DIV/0! #DIV/0!

Subs

#	Not criminally involved rate/percentage ^c	New model denominator ^e	New model numerator or count ^e	New model rate/percentage ^{c,e}
17(2)				

Q1

Subs

#	Not criminally involved rate/percentage ^c	New model denominator ^e	New model numerator or count ^e	New model rate/percentage ^{c,e}
---	---	---------------------------------------	---	---

Q2
Q3

23

24

25



Subs

#	Not criminally involved rate/percentage ^c	New model denominator ^e	New model numerator or count ^e	New model rate/percentage ^{c,e}
26				
27				#DIV/0!
28				
29				
30				#DIV/0!
31				#DIV/0!

Subs

#	Not criminally involved rate/percentage ^c	New model denominator ^e	New model numerator or count ^e	New model rate/percentage ^{c,e}
32				
33				#DIV/0!
34				
35				
Add ro				

Subs

Not criminally involved # rate/percentage ^c	New model denominator ^e New model numerator or count ^e New model rate/percentage ^{c,e}
---	---

Note: I
The IE
copyrig
or repc

The m
adjust.

Certain
is cont
non-NI

^a State

^c Repor

^d If app

^e Enter

^f Rates

^g Rates

Subs

Not criminally involved # rate/percentage ^c	New model denominator ^e New model numerator or count ^e New model rate/percentage ^{c,e}
---	---

^h Rates: